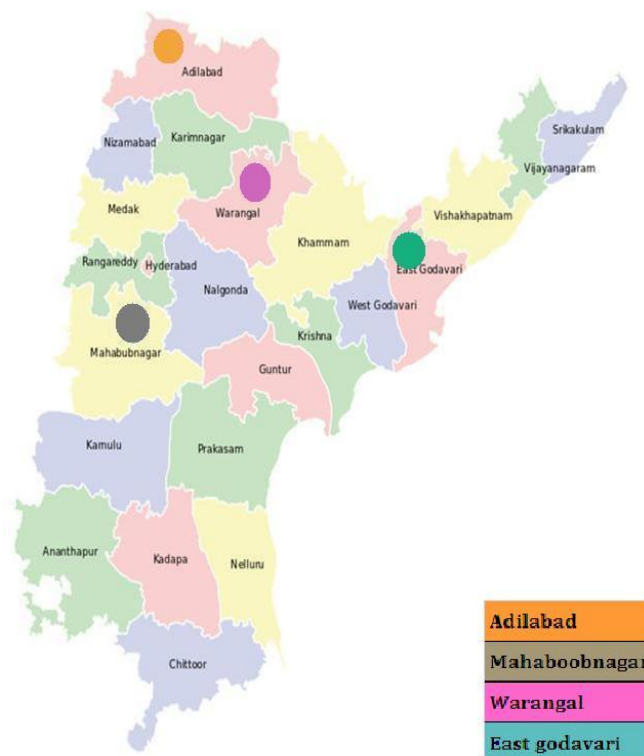


## Annual report 2011-12

One more year of joyful learning has gone by both for the children in the schools and all of us. The year 2011-12 had its share of challenges and rewards. The roots of community governance grew deeper. It became more manifest through daily presence of parents in the school, their improved understanding of the lesson plan and learning outcomes and their concerned participation in the monthly presentation of the Public Report by the teachers.

Training content and methodology underwent some significant improvements. Creative activities and storytelling were more defined and teachers were better equipped to impart these to the children. Emphasis on good habits is paying rich dividends. Many children helped their parents to imbibe some of these habits.

The Annual examination results threw some surprises. More number of children in Pre Primary secured 'A' grade in English (55%) than in Telugu (48%). The score in Mathematics (61%) was quite impressive. Children in 1<sup>st</sup>, 2<sup>nd</sup> & 3<sup>rd</sup> classes of our schools were ahead by leaps and bounds than their peer group in other schools. It was a pleasant experience to see the children in 3<sup>rd</sup> class read the Telugu news paper, haltingly but correctly.



Attrition of teachers has been high during the year. Thanks to the intensive livelihood training programmes taken up by the government for rural youth, many of our teachers sought and found new opportunities. Some left to get married. Others left for higher studies. A total of 75 schools were closed down during the year as suitable substitutes could not be found.

Society for Elimination of Rural Poverty (SERP), our programme partner has been extremely supportive. Its guidance has been quite valuable. The members of the State Resource Centre and the Technical Resource Centre of CDR have proved to be a great asset in designing the content and modules for trainings and hand guides for the teachers and other colleagues in the field. All the District Resource Persons, Mandal and Cluster Coordinators have gained one more year of rich experience in supporting the teachers, bonding with the community and monitoring the outcomes in the schools. They provided invaluable support to every teacher in maintaining high grade performance and in achieving quality learning outcomes.

The Presidents and members of Mandal Mahila Samakhyas have actively participated in implementing this programme. Their monthly visits to the schools were a great source of motivation and guidance to the teachers.

Particulars of enrolment, month wise attendance and Annual examination results are presented in this report.

## Enrollment

The details of enrolment in the schools in the four districts are shown below:

District	Mandal	PP schools	Pupils enrolled	Class 1	Pupils enrolled	Class 2	Pupils enrolled	Class 3	Pupils enrolled	Total schools	Total Pupils enrolled
Adilabad	Indervelly	27	419	15	228	10	163	1	13	53	823
	Jainoor	27	450	7	105	8	141	0	0	42	696
	Narnoor	24	395	0	0	0	0	0	0	24	395
	Sirpur - U	29	449	13	173	4	45	5	60	51	727
	Utnoor	47	646	11	139	6	91	3	42	67	918
<b>Total</b>		<b>154</b>	<b>2359</b>	<b>46</b>	<b>645</b>	<b>28</b>	<b>440</b>	<b>9</b>	<b>115</b>	<b>237</b>	<b>3559</b>
Warangal	Kothaguda	19	337	8	99					27	436
	Gudur	22	326	13	182					35	508
	Tadvai	17	259	0	0					17	259
	Mangapet	24	327	0	0					24	327
<b>Total</b>		<b>82</b>	<b>1249</b>	<b>21</b>	<b>281</b>					<b>103</b>	<b>1530</b>
Mahaboobnagar	Achampet	5	72							5	72
	Amrabad	25	385							25	385
	Balmoor	14	250							14	250
	Lingal	16	232							16	232
<b>Total</b>		<b>60</b>	<b>939</b>							<b>60</b>	<b>939</b>
East Godavari	Maredumilli	11	144							11	144
	RChodavaram	15	220							15	220
	Gangavaram	8	139							8	139
	Y.Ramavaram	14	203							14	203
	Tallarevu	10	168							10	168
<b>Total</b>		<b>58</b>	<b>874</b>							<b>58</b>	<b>874</b>
<b>Grand Total</b>		<b>354</b>	<b>5421</b>	<b>67</b>	<b>926</b>	<b>28</b>	<b>440</b>	<b>9</b>	<b>115</b>	<b>458</b>	<b>6902</b>



## Mandal wise Pupil enrolment particulars of Pre Primary class

S. No	Cluster	No. of schools	Pupils enrolled	4 yrs		Total	3 yrs		Total	ST		Total	SC		Total	Others		Total	Average pupil per school
				Girls	Boys		Girls	Boys		Girls	Boys		Girls	Boys		Girls	Boys		
<b>Adilabad</b>																			
1	Indervelly	27	419	100	98	198	125	96	221	181	152	333	17	15	32	29	25	54	16
2	Jainoor	27	450	111	94	205	119	126	245	179	178	357	25	22	47	25	21	46	17
3	Narnoor	24	395	105	90	195	108	92	200	213	182	395	0	0	0	0	0	0	16
4	Sirpur - U	29	449	117	114	231	122	96	218	239	210	449	0	0	0	0	0	0	15
5	Utnoor	47	646	168	125	293	185	168	353	271	232	503	39	30	69	43	31	74	14
<b>TOTAL</b>		<b>154</b>	<b>2359</b>	<b>601</b>	<b>521</b>	<b>1122</b>	<b>659</b>	<b>578</b>	<b>1237</b>	<b>1083</b>	<b>954</b>	<b>2037</b>	<b>81</b>	<b>67</b>	<b>148</b>	<b>97</b>	<b>77</b>	<b>174</b>	<b>15</b>
<b>Warangal</b>																			
1	Kothaguda	19	337	88	80	168	92	77	169	124	102	226	7	5	12	56	43	99	18
2	Gudur	22	326	90	72	162	83	81	164	112	94	206	14	20	34	46	40	86	15
3	Tadvai	17	259	63	66	129	67	63	130	102	114	216	13	10	23	15	5	20	15
4	Mangapet	24	327	87	88	175	75	77	152	96	113	209	36	28	64	28	26	54	14
<b>TOTAL</b>		<b>82</b>	<b>1249</b>	<b>328</b>	<b>306</b>	<b>634</b>	<b>317</b>	<b>298</b>	<b>615</b>	<b>434</b>	<b>423</b>	<b>857</b>	<b>70</b>	<b>63</b>	<b>133</b>	<b>145</b>	<b>114</b>	<b>259</b>	<b>15</b>
<b>Mahaboobnagar</b>																			
1	Achampet	5	72	19	12	31	17	24	41	27	21	48	8	10	18	3	3	6	14
2	Amrabad	25	385	115	93	208	91	86	177	73	68	141	68	81	149	59	36	95	15
3	Balmoor	14	250	59	59	118	63	69	132	45	48	93	38	37	75	37	45	82	18
4	Lingal	16	232	66	60	126	54	52	106	52	44	96	21	18	39	49	48	97	15
<b>TOTAL</b>		<b>60</b>	<b>939</b>	<b>259</b>	<b>224</b>	<b>483</b>	<b>225</b>	<b>231</b>	<b>456</b>	<b>197</b>	<b>181</b>	<b>378</b>	<b>135</b>	<b>146</b>	<b>281</b>	<b>148</b>	<b>132</b>	<b>280</b>	<b>16</b>
<b>East Godavari</b>																			
1	Maredumilli	11	144	40	31	71	41	32	73	81	63	144	0	0	0	0	0	0	13
2	RChodavaram	15	220	71	53	124	57	39	96	108	74	182	4	5	9	16	13	29	15
3	Gangavaram	8	139	35	30	65	39	35	74	72	48	120	1	3	4	5	10	15	17
4	Y.Ramavaram	14	203	68	48	116	48	39	87	114	85	199	1	0	1	1	2	3	15
5	Tallarevu	10	168	46	58	104	34	30	64	0	0	0	0	0	0	80	88	168	17
<b>TOTAL</b>		<b>58</b>	<b>874</b>	<b>260</b>	<b>220</b>	<b>480</b>	<b>219</b>	<b>175</b>	<b>394</b>	<b>375</b>	<b>270</b>	<b>645</b>	<b>6</b>	<b>8</b>	<b>14</b>	<b>102</b>	<b>113</b>	<b>215</b>	<b>15</b>
<b>Grand Total</b>		<b>354</b>	<b>5421</b>	<b>1448</b>	<b>1271</b>	<b>2719</b>	<b>1420</b>	<b>1282</b>	<b>2702</b>	<b>2089</b>	<b>1828</b>	<b>3917</b>	<b>292</b>	<b>284</b>	<b>576</b>	<b>492</b>	<b>436</b>	<b>928</b>	<b>15</b>

## Mandal wise pupil enrolment particulars of Class 1

S. No	Mandal	No. of schools	Pupils enrolled	Girls	Boys	Total	ST		Total	SC		Total	Others		Total	Average pupil per school
							Girls	Boys		Girls	Boys		Girls	Boys		
<b>Adilabad</b>																
1	Indervelly	15	228	113	115	228	78	95	173	15	4	19	22	14	36	15
2	Jainoor	7	105	51	54	105	40	46	86	8	7	15	3	1	4	15
3	Sirpur - U	13	173	104	69	173	100	58	158	0	2	2	4	9	13	13
4	Utnur	11	139	70	69	139	69	67	136	0	1	1	1	1	2	13
<b>Total</b>		<b>46</b>	<b>645</b>	<b>338</b>	<b>307</b>	<b>645</b>	<b>287</b>	<b>266</b>	<b>553</b>	<b>23</b>	<b>14</b>	<b>37</b>	<b>30</b>	<b>25</b>	<b>55</b>	<b>14</b>
<b>Warangal</b>																
1	Kothaguda	8	99	46	53	99	30	36	66	6	1	7	10	16	26	12
2	Gudur	13	182	100	82	182	55	40	95	13	14	27	35	25	60	14
<b>Total</b>		<b>21</b>	<b>281</b>	<b>146</b>	<b>135</b>	<b>281</b>	<b>85</b>	<b>76</b>	<b>161</b>	<b>19</b>	<b>15</b>	<b>34</b>	<b>45</b>	<b>41</b>	<b>86</b>	<b>13</b>
<b>Grand Total</b>		<b>67</b>	<b>926</b>	<b>484</b>	<b>442</b>	<b>926</b>	<b>372</b>	<b>342</b>	<b>714</b>	<b>42</b>	<b>29</b>	<b>71</b>	<b>75</b>	<b>66</b>	<b>141</b>	<b>14</b>

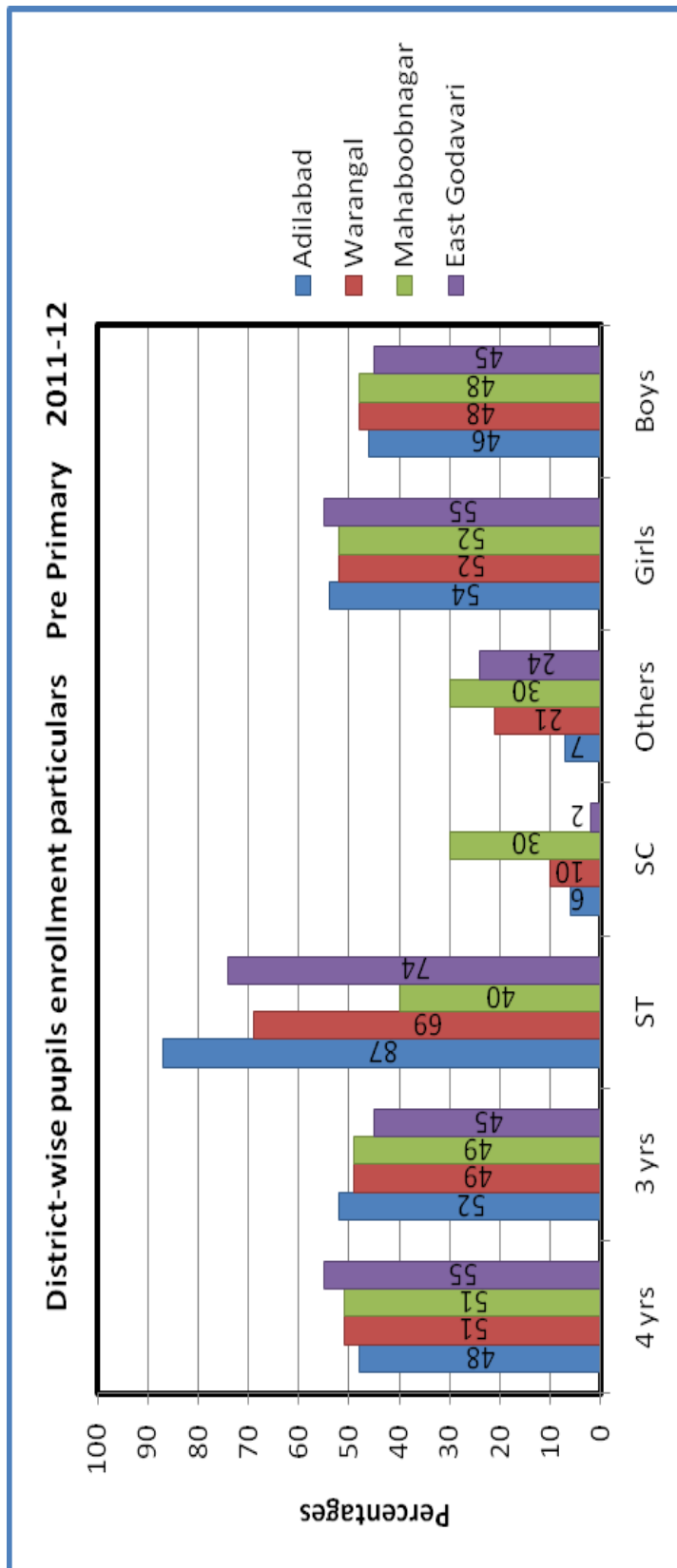
## Mandal wise pupil enrolment particulars of Class 2

S. No	Mandal	No. of schools	Pupils enrolled	Girls	Boys	Total	ST		Total	SC		Total	Others		Total	Average pupil per school
							Girls	Boys		Girls	Boys		Girls	Boys		
1	Indervelly	10	163	89	74	163	65	45	110	2	6	8	23	22	45	16
2	Jainoor	8	141	75	66	141	49	44	93	6	7	13	20	15	35	18
3	Sirpur - U	4	45	20	25	45	20	25	45	0	0	0	0	0	0	11
4	Utnur	6	91	54	37	91	46	32	78	6	4	10	2	1	3	15
<b>Total</b>		<b>28</b>	<b>440</b>	<b>238</b>	<b>202</b>	<b>440</b>	<b>180</b>	<b>146</b>	<b>326</b>	<b>14</b>	<b>17</b>	<b>31</b>	<b>45</b>	<b>38</b>	<b>83</b>	<b>16</b>

## Mandal wise pupil enrolment particulars of Class 3

S. No	Mandal	No. of schools	Pupils enrolled	Girls	Boys	Total	ST		Total	SC		Total	Others		Total	Average pupil per school
							Girls	Boys		Girls	Boys		Girls	Boys		
1	Indervelly	1	13	8	5	13	0	0	0	0	0	0	8	5	13	13
2	Sirpur - U	5	60	36	24	60	36	24	60	0	0	0	0	0	0	12
3	Utnur	3	42	21	21	42	19	18	37	0	2	2	2	1	3	14
<b>Total</b>		<b>9</b>	<b>115</b>	<b>65</b>	<b>50</b>	<b>115</b>	<b>55</b>	<b>42</b>	<b>97</b>	<b>0</b>	<b>2</b>	<b>2</b>	<b>10</b>	<b>6</b>	<b>16</b>	<b>13</b>

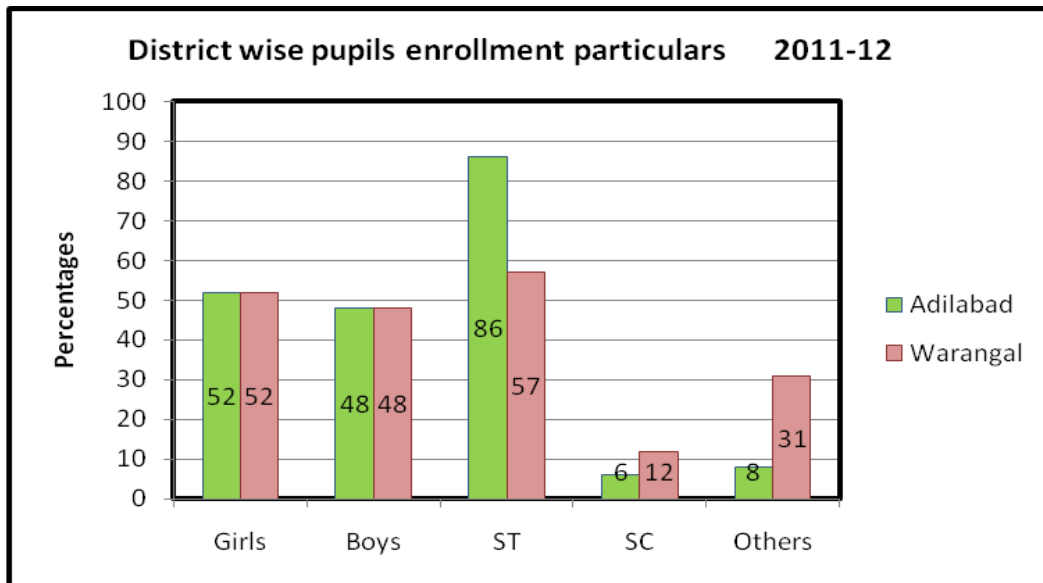
District, Mandal-wise Particulars of Pre-Primary (PP), Class I, Class II and Class III Schools



Total Pupils = 5421

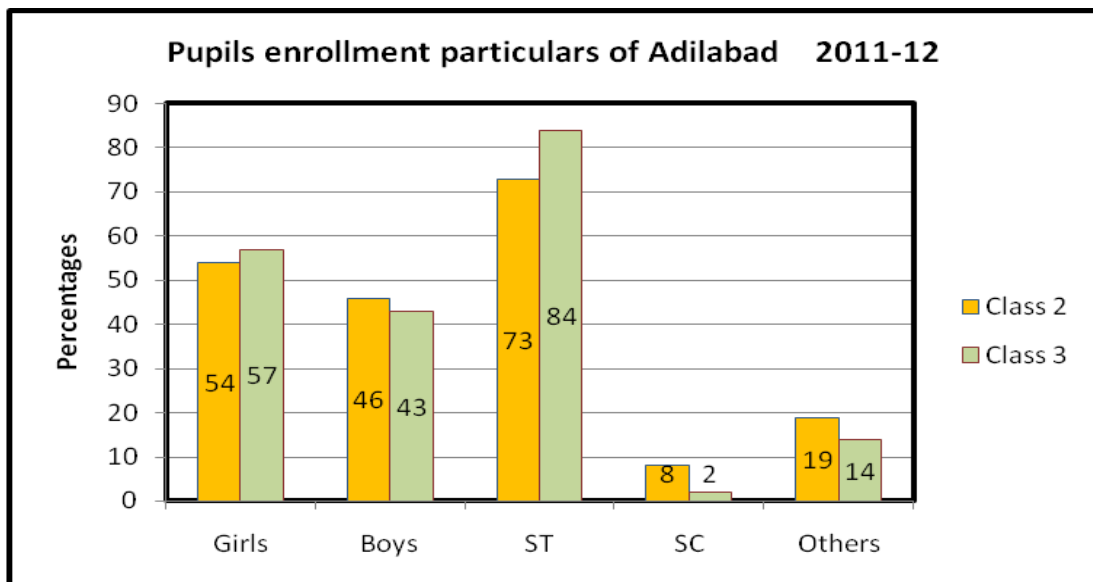
Adilabad = 2359    
 Warangal = 1249    
 Mahaboobnagar = 939    
 East Godavari = 874

**Class I**



**Total Pupils = 926**  
**Adilabad = 645      Warangal = 281**

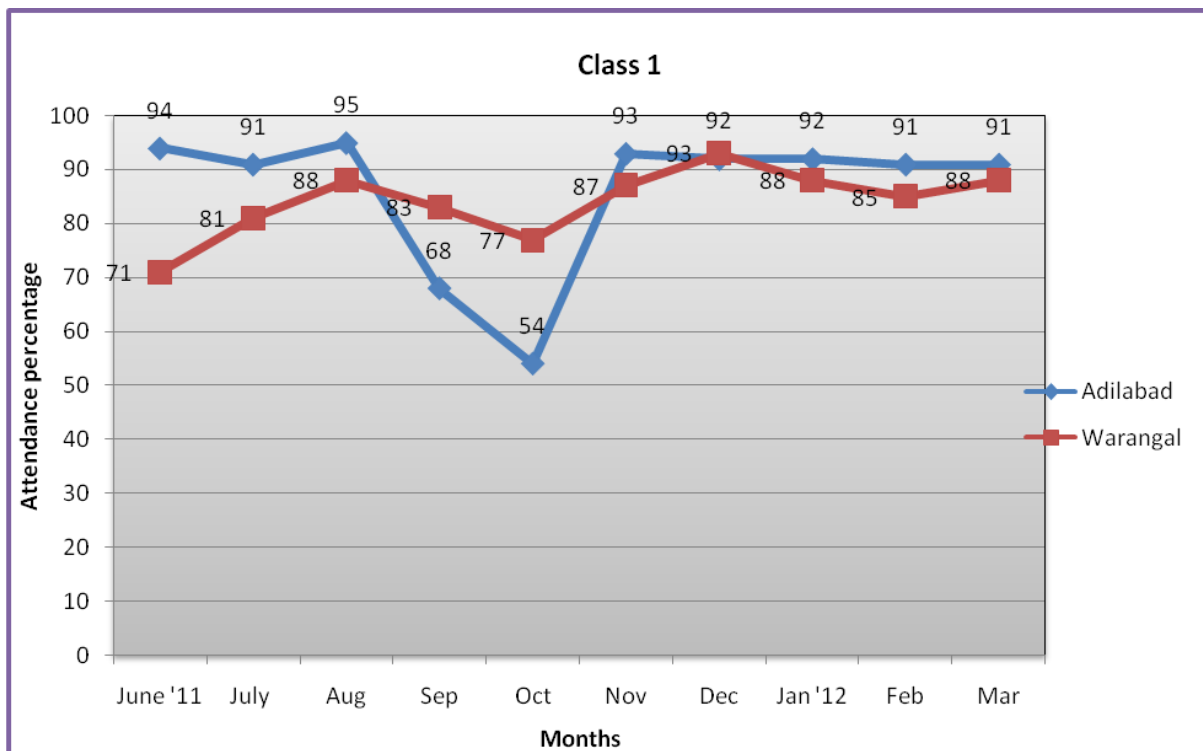
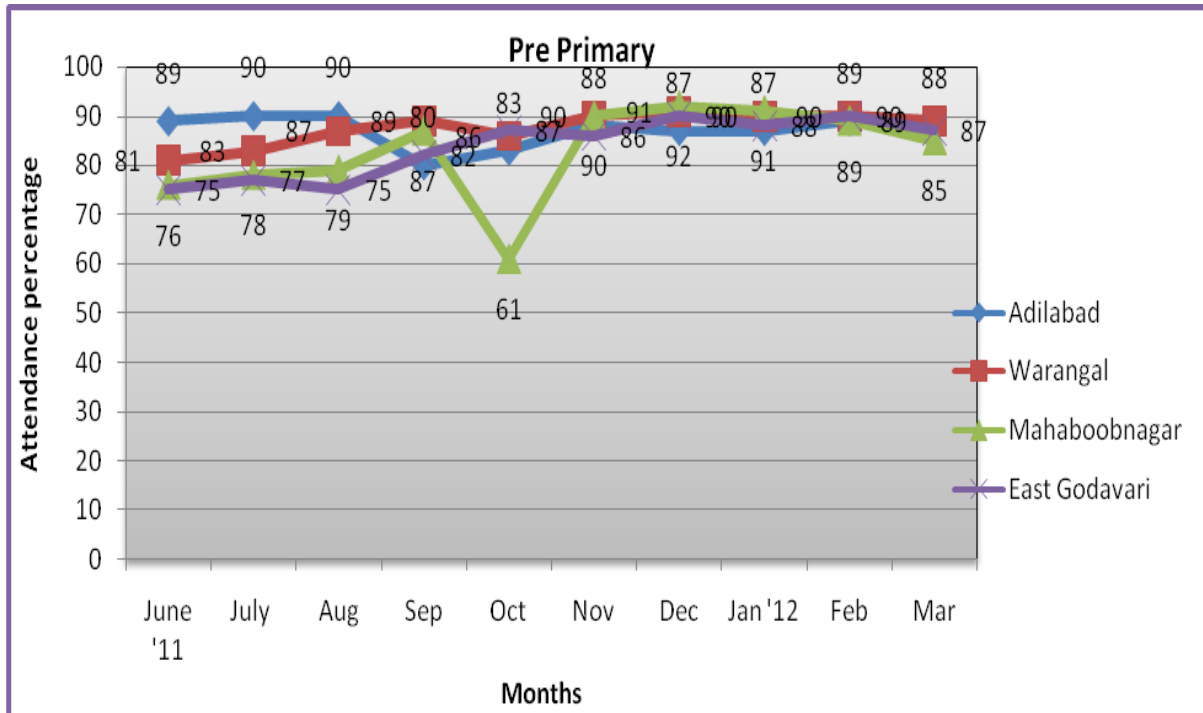
**Class II & III**



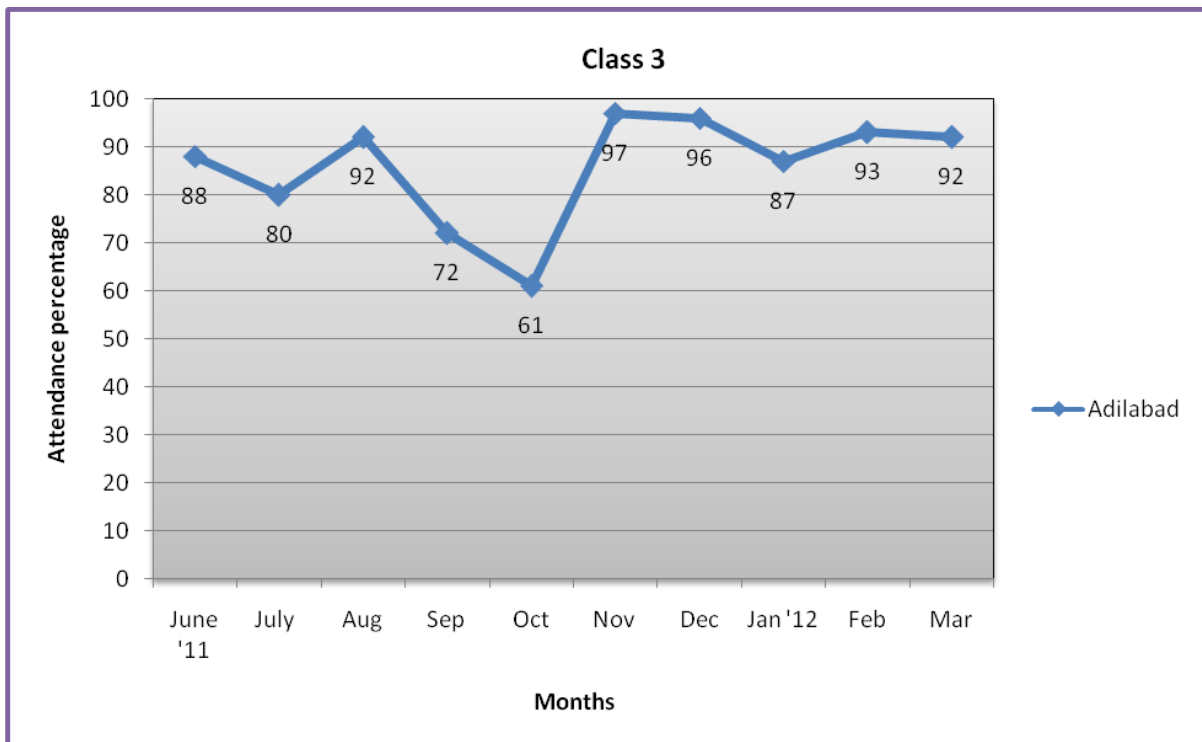
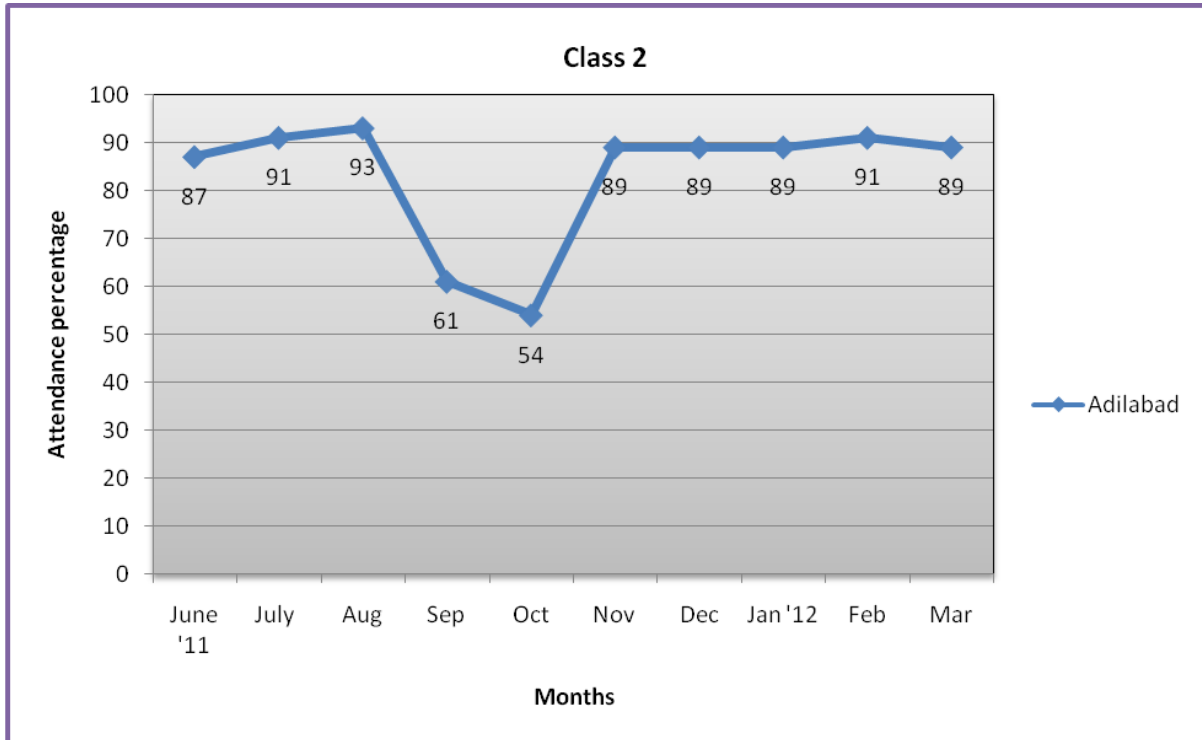
**Total Pupils = 555**  
**Class II = 440      Class III = 115**

## Attendance

Percentages of attendance in the schools in all the 4 districts are given in detail. Telangana agitation affected the attendance in the month of October 2011.







## Learning Outcomes

Like all purposeful endeavours CDR believes in achieving the best learning outcomes possible in every school. A well thought out lesson plan, systematic training for teachers every month, providing support and guidance to the teachers every week, thorough monitoring of teachers performance, follow up action and close involvement of the parents in the governance of the school together have helped to achieve outstanding learning outcomes in every school.

Learning outcome in every school for every child is evaluated and graded every month as per the competencies achieved. This evaluation is based on the lesson plan taught during the month. All children are evaluated in languages and mathematics as per 4 competencies – ability to identify, compare, read and write. A grade is given when pupil achieves all the 4 competencies. B grade is given for achieving 3 competencies and C grade for achieving 2 competencies. Competencies vary for other subjects like environmental studies, storytelling and songs. Class I and Class II have only two grades – A and B. The following charts and data show the annual evaluation done for the 4 year children of Pre Primary group and all the children of Classes 1, 2 & 3.



## Annual Evaluation of 4 yr old Pre Primary children (2011-12)

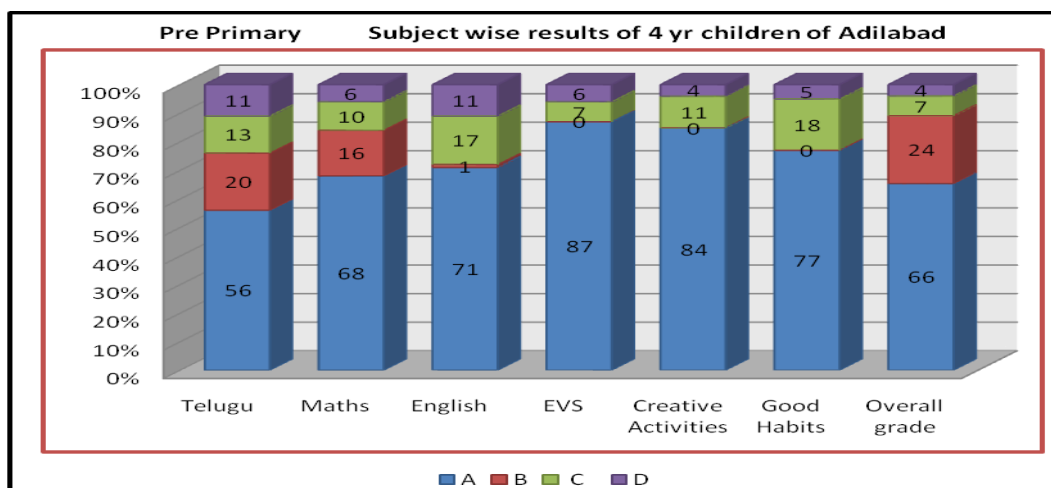
District / Particulars	Grades	Adilabad		Mahaboob Nagar		East Godavari		Warangal		Total	
		No.	%	No.	%	No.	%	No.	%	No.	%
No of Schools		110		56		47		62		275	
4 yr Children		737		450		349		412		1948	
Children Attended for exams		737	100	437	97	306	88	406	98	1886	97
Absentees		0	0	13	3	43	12	6	2	64	3
Telugu	A	411	56	145	33	164	54	194	48	914	48
	B	150	20	80	18	86	28	71	17	387	21
	C	98	13	94	22	38	12	62	15	292	15
	D	78	11	118	27	18	6	79	19	293	16
Mathematics	A	502	68	268	61	74	24	298	73	1142	61
	B	116	16	81	19	111	36	58	14	366	19
	C	74	10	54	12	81	26	30	7	239	13
	D	45	6	34	8	40	13	20	5	139	7
English	A	522	71	173	40	71	23	279	69	1045	55
	B	11	1	17	4	115	38	28	7	171	9
	C	126	17	100	23	80	26	35	9	341	18
	D	78	11	147	34	40	13	64	16	329	17
E V S	A	638	87	338	77	93	30	335	83	1404	74
	B	3	0	13	3	116	38	13	3	145	8
	C	52	7	57	13	59	19	41	10	209	11
	D	44	6	29	7	38	12	17	4	128	7
Creative Activities	A	618	84	250	57	186	61	276	68	1330	71
	B	2	0	22	5	71	23	24	6	119	6
	C	84	11	74	17	40	13	51	13	249	13
	D	33	4	91	21	9	3	55	14	188	10
Good Habits	A	569	77	302	69	159	52	279	69	1309	69
	B	1	0	19	4	73	24	30	7	123	7
	C	129	18	88	20	49	16	56	14	322	17
	D	38	5	28	6	25	8	41	10	132	7
Overall grade	A	484	66	229	52	186	61	205	50	1104	59
	B	175	24	66	15	73	24	105	26	419	22
	C	52	7	68	16	25	8	48	12	193	10
	D	26	4	74	17	22	7	48	12	170	9

Grading Scale (in %)
A = > 91
B = 90 - 81
C = 80 - 71
D = < 70

**Subject wise Annual evaluation of 4 yr old re Primary children of Adilabad**

No. of PP Schools	Tot 4 yr children	Attended for exams	Absentees	Grades	Telugu	Maths	English	EVS	Creative Activities	Good Habits	Overall grade
110	739	737	2	A	56	68	71	87	84	77	66
		99.70%	0.30%	B	20	16	1	0	0	0	24
		C	13	10	17	7	11	18	7		
		D	11	6	11	6	4	5	4		

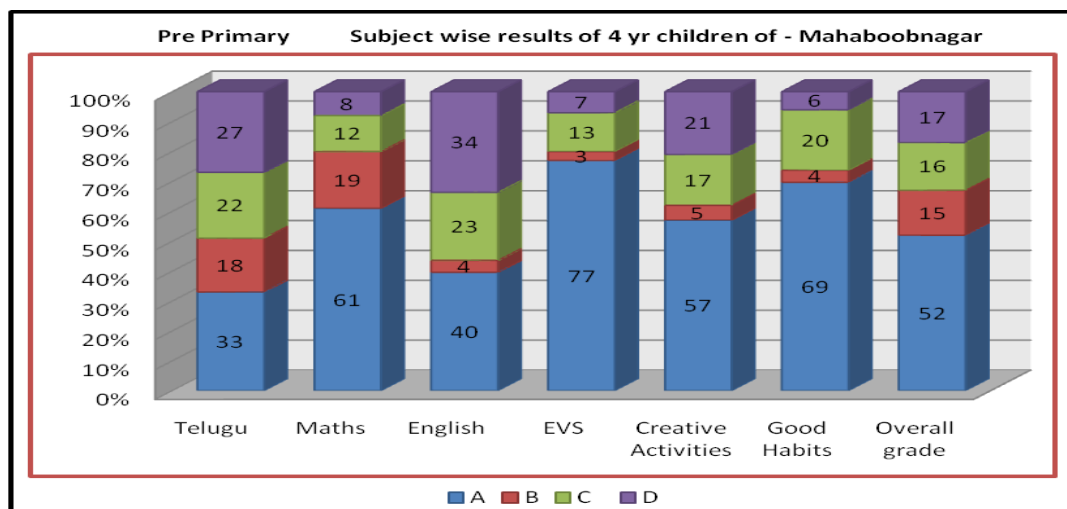
(Subject wise percentages)



**Subject wise Annual evaluation of 4 yr old Pre Primary children of Mahaboobnagar**

No. of PP Schools	Tot 4 yr children	Attended for exams	Absentees	Grades	Telugu	Maths	English	EVS	Creative Activities	Good Habits	Overall grade
56	450	437	13	A	33	61	40	77	57	69	52
		97.15%	2.89%	B	18	19	4	3	5	4	15
		C	22	12	23	13	17	20	16		
		D	27	8	34	7	21	6	17		

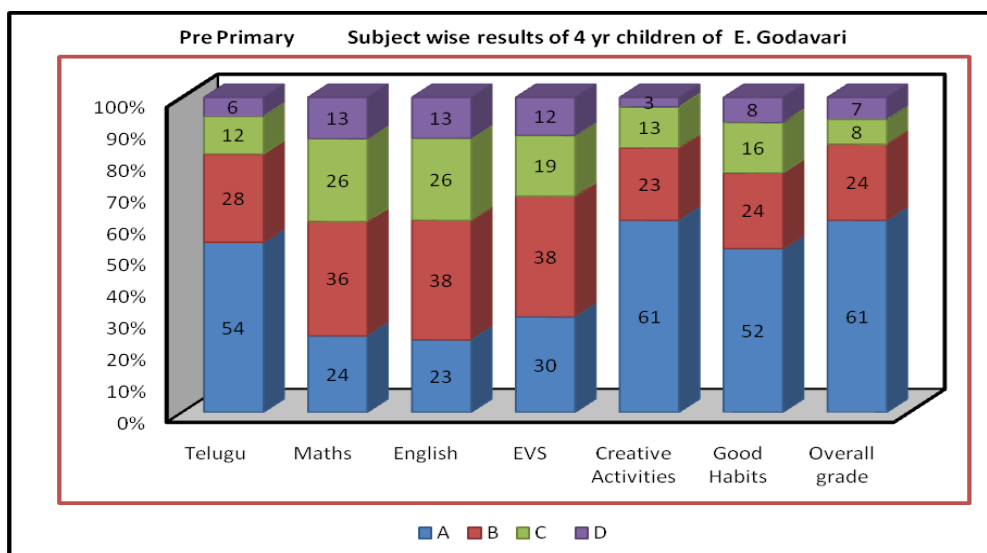
(Subject wise percentages)



**Subject wise Annual evaluation of 4 yr old Pre Primary children of East Godavari**

No. of PP Schools	Tot 4 yr children	Attended for exams	Absentees	Grades	Telugu	Maths	English	EVS	Creative Activities	Good Habits	Overall grade
47	349	306	43	A	54	24	23	30	61	52	61
		87.70%	12.30%	B	28	36	38	38	23	24	24
				C	12	26	26	19	13	16	8
				D	6	13	13	12	3	8	7

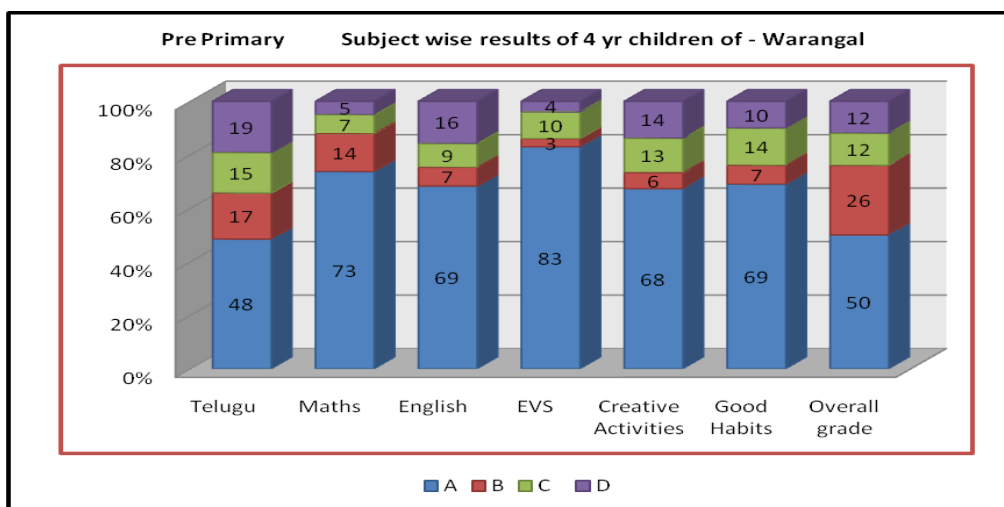
(Subject wise percentages)



**Subject wise Annual evaluation of 4 yr old Pre Primary children of Warangal**

No. of PP Schools	Tot 4 yr children	Attended for exams	Absentees	Grades	Telugu	Maths	English	EVS	Creative Activities	Good Habits	Overall grade
62	412	406	6	A	48	73	69	83	68	69	50
		98.50%	1.46%	B	17	14	7	3	6	7	26
				C	15	7	9	10	13	14	12
				D	19	5	16	4	14	10	12

(Subject wise percentages)



**Subject wise Annual Evaluation of Class 1 children for the year 2011-12**

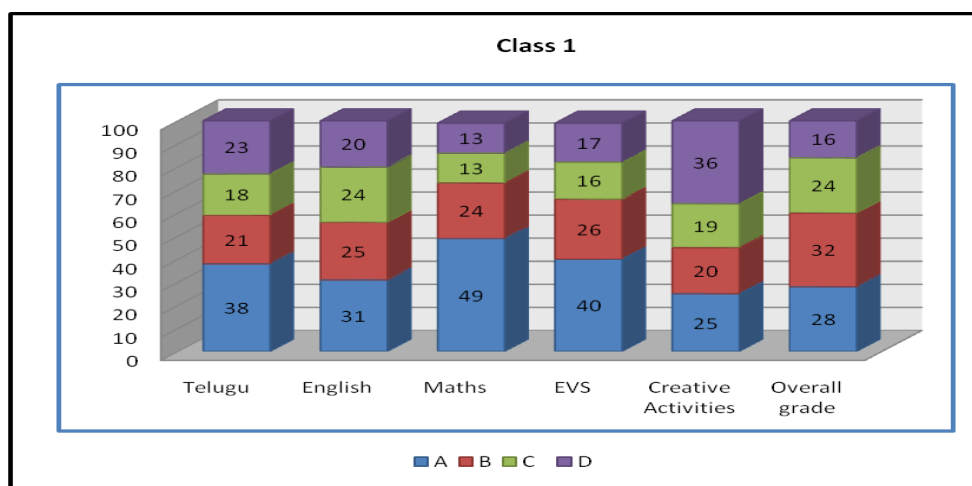
S. No	District	No of Schools	Tot Children	Attended for exams	Absent for exams	Telugu				English				Mathematics				E V S				Creative Activities				Overall grade			
						A	B	C	D	A	B	C	D	A	B	C	D	A	B	C	D	A	B	C	D	A	B	C	D
1	Adilabad	38	502	495	7	189	106	88	112	155	123	120	97	243	121	66	65	198	131	81	85	124	98	93	180	137	158	121	79
	%			98.6	1.4	38	21	18	23	31	25	24	20	49	24	13	13	40	26	16	17	25	20	19	36	28	32	24	16
2	Warangal	15	213	213	0	86	55	45	27	85	44	46	38	80	60	45	58	84	63	45	21	78	51	40	44	68	77	38	30
	%			100	0	40	26	21	13	40	21	22	18	38	28	21	27	39	30	21	10	37	24	19	21	32	36	18	14
	Total	53	715	708	7	275	161	133	139	240	167	166	135	323	181	111	123	282	194	126	106	202	149	133	224	205	235	159	109
	%			99	1	39	23	19	20	34	24	23	19	46	26	16	17	40	27	18	15	29	21	19	32	29	33	22	15

<b>Grading Scale (in %)</b>
A = > 91
B = 90 - 81
C = 80 - 71
D = < 70

**Subject wise Annual evaluation of Class 1 children of Adilabad**

No. of Schools	Tot children	Attended for exams	Absentees	Grades	Telugu	English	Maths	EVS	Creative Activities	Overall grade		
38	502	495	7	A	38	31	49	40	25	28		
		99.00%	1.00%	B	21	25	24	26	20	32		
						C	18	24	13	16	19	24
						D	23	20	13	17	36	16

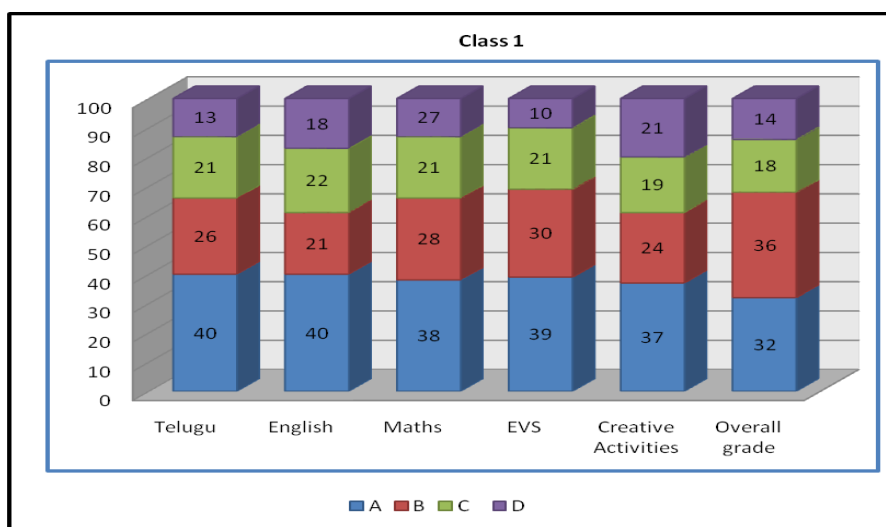
(Subject wise percentages)



**Subject wise Annual evaluation of Class 1 children of Warangal**

No. of Schools	Tot children	Attended for exams	Absentees	Grades	Telugu	English	Maths	EVS	Creative Activities	Overall grade	
15	213	213	0	A	40	40	38	39	37	32	
		100.00%	0.00%	B	26	21	28	30	24	36	
						C	21	22	21	19	18
						D	13	18	27	10	21

(Subject wise percentages)



## Subject wise Annual Evaluation of Class 2 children for the year 2011-12

S. No	District	No of Schools	Tot Children	Attended for exams	Absent for exams	Telugu				English				Mathematics				E V S				Creative Activities				Overall grade			
						A	B	C	D	A	B	C	D	A	B	C	D	A	B	C	D	A	B	C	D	A	B	C	D
1	Adilabad	25	364	358	6	139	106	54	59	128	83	64	83	160	84	57	57	164	95	64	35	154	65	55	84	127	104	81	46
	%			98.4	1.6	39	30	15	16	36	23	18	23	45	23	16	16	46	27	18	10	43	18	15	23	35	29	23	13

## Subject wise Annual Evaluation of Class 3 children for the year 2011-12

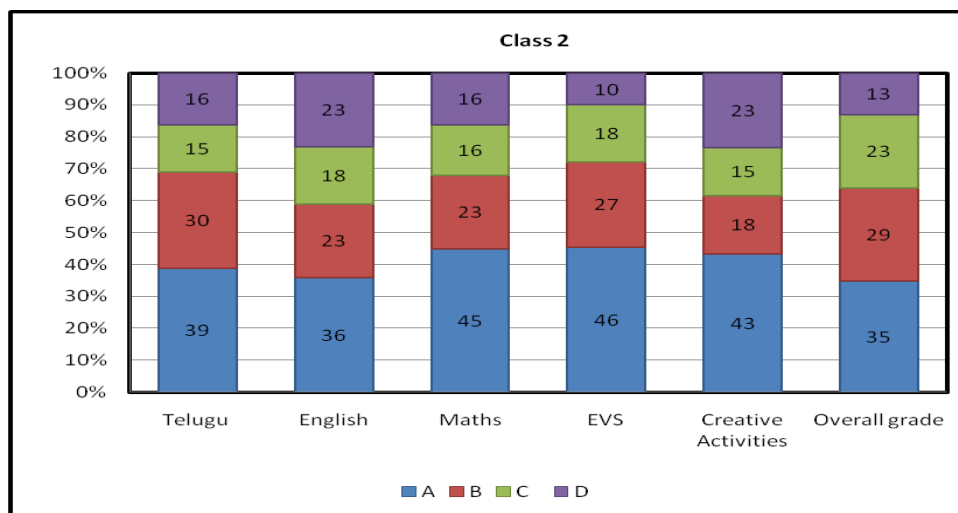
S. No	District	No of Schools	Tot Children	Attended for exams	Absent for exams	Telugu				English				Mathematics				E V S				Creative Activities				Overall grade			
						A	B	C	D	A	B	C	D	A	B	C	D	A	B	C	D	A	B	C	D	A	B	C	D
1	Adilabad	5	69	66	3	51	11	2	2	29	29	3	5	45	19	2	0	38	17	8	3	20	35	7	4	36	25	4	1
	%			95.7	4.3	77	17	3	3	44	44	5	8	68	29	3	0	58	26	12	5	30	53	11	6	55	38	6	2



**Subject wise Annual evaluation of Class 2 children of Adilabad**

No. of Schools	Tot children	Attended for exams	Absentees	Grades	Telugu	English	Maths	EVS	Creative Activities	Overall grade
25	364	358	6	A	39	36	45	46	43	35
		99.00%	1.00%	B	30	23	23	27	18	29
		C	15	18	16	18	15	23		
		D	16	23	16	10	23	13		

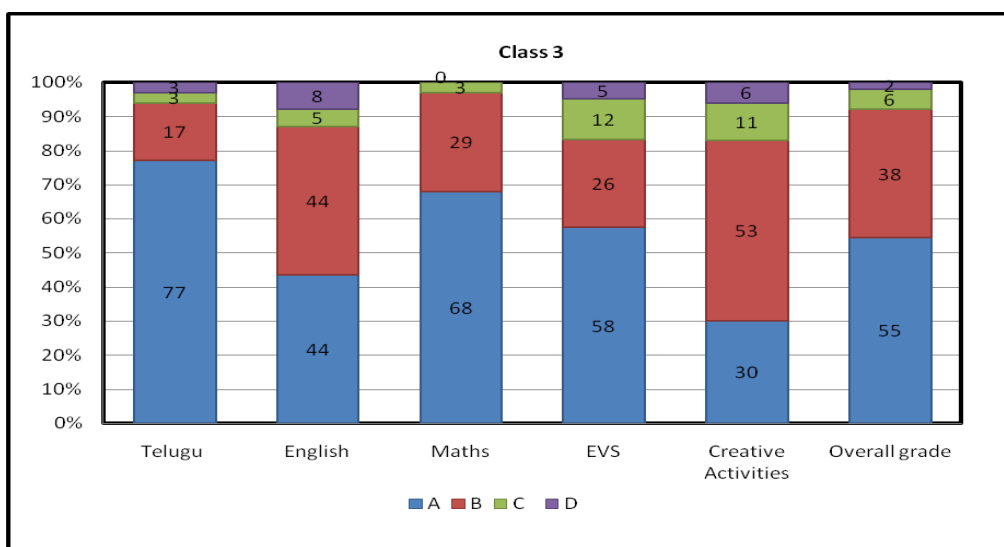
(Subject wise percentages)



**Subject wise Annual evaluation of Class 3 children of Adilabad**

No. of Schools	Tot children	Attended for exams	Absentees	Grades	Telugu	English	Maths	EVS	Creative Activities	Overall grade
5	69	66	3	A	77	44	68	58	30	55
		96.00%	4.00%	B	17	44	29	26	53	38
		C	3	5	3	12	11	6		
		D	3	8	0	5	6	2		

(Subject wise percentages)



## Teacher Training

**Foundation Course Training:** Every selected teacher attends a Foundation Course Training course for 16 days in activity based joyful teaching and learning methodology. It includes a four-day stay in a MNMS village with the MNMS teacher. The trainee interacts with the community and learns about the important tools of community governance.

**Monthly Lesson Plan Training:** Every teacher is trained for two days every month in teaching of the next month's lesson plan.

CDR strengthened its training capacities during 2011-12. It conducted the 16 day Foundation Course Training for 357 newly recruited school teachers in 11 batches. It also conducted a two day monthly Lesson Plan Training for all the teachers for a total of 3224 teacher trainee days in the districts of Adilabad, East Godavari, Mahaboobnagar and Warangal.

**Enacting a Story**



**Kryuthyam**



**Action Song**



**Aata**



**Creative Activity****Preparing the TLM****Details of training days for the Teachers and Cluster Coordinators**

2 day Monthly Lesson Plan Training								Foundation Course Training	
<b>Adilabad</b>									
S. No	Month	Total Teacher Trainees				CCs	Total Trainees	No. of participants	
		PP	Class 1	Class 2	Class 3				
1	June'11	134	46	27	7	12	226	172	
2	July	128	44	27	7	14	220	0	
3	August	128	44	27	7	16	222	0	
4	September	No trainings due to Telangana agitation							0
5	October	121	41	25	7	12	206	0	
6	November	117	42	25	6	14	204	0	
7	December	117	41	24	6	14	202	0	
8	January'12	116	39	24	5	15	199	0	
9	February	116	39	24	5	12	196	0	
<b>Total Participants</b>		<b>977</b>	<b>336</b>	<b>203</b>	<b>50</b>	<b>109</b>	<b>1675</b>	<b>172</b>	
<b>Warangal</b>									
1	June'11	85	21	0	0	5	111	32	
2	July	82	21	0	0	5	108	36	
3	August	94	20	0	0	5	119	0	
4	September	88	19	0	0	4	111	0	
5	October	87	19	0	0	5	111	0	
6	November	88	18	0	0	5	111	0	
7	December	82	18	0	0	4	104	0	
8	January'12	81	16	0	0	4	101	0	
9	February	70	15	0	0	5	90	0	
<b>Total Participants</b>		<b>757</b>	<b>167</b>	<b>0</b>	<b>0</b>	<b>42</b>	<b>966</b>	<b>68</b>	
<b>Mahaboobnagar</b>									
1	June'11	60	0	0	0	4	64	42	
2	July	56	0	0	0	4	60	0	
3	August	58	0	0	0	4	62	0	
4	September	No trainings due to Telangana agitation							0
5	October	50	0	0	0	4	54	0	
6	November	56	0	0	0	4	60	0	
7	December	58	0	0	0	4	62	0	
8	January'12	54	0	0	0	4	58	0	
9	February	54	0	0	0	4	58	0	
<b>Total Participants</b>		<b>55</b>	<b>0</b>	<b>0</b>	<b>0</b>	<b>32</b>	<b>87</b>	<b>42</b>	

2 day Monthly Lesson Plan Training								Foundation Course Training
East Godavari								
1	June'11	49	0	0	0	4	53	0
2	July	51	0	0	0	4	55	26
3	August	50	0	0	0	4	54	0
4	September	52	0	0	0	4	56	0
5	October	50	0	0	0	4	54	49
6	November	49	0	0	0	4	53	0
7	December	126	0	0	0	3	129	0
8	January'12	126	0	0	0	3	129	0
9	February	126	0	0	0	3	129	0
<b>Total Participants</b>		<b>679</b>	<b>0</b>	<b>0</b>	<b>0</b>	<b>33</b>	<b>712</b>	<b>75</b>
<b>Grand Total</b>		<b>2468</b>	<b>503</b>	<b>203</b>	<b>50</b>	<b>216</b>	<b>3440</b>	<b>357</b>

### Other Training programmes organised during 2011-12

S.No	Programme	No. of days	Objective	Dates of Training	No. of participants	Training facilitated by
1	ToT for the teachers	3	Building the capacities of RPs to train the teachers in the field	10th - 12th Jan 2012	32	SRC - CDR, SRC - Andhra Mahila Sabha
2	Cluster Coordinators training programme	3	Building the capacities of the Cluster Coordinators and helping them understand the importance of the school visits and quality time to be spent during a school visit	9th - 11th Feb 2012	28	SRC & TRC - CDR
3	Training programme for RPs for training of Class I & II teachers.	7	Training in teaching methodology. Focus on teaching of Telugu, English and Mathematics.	3rd - 8th May 2012	25	SCERT Govt of AP
<b>Total Participants</b>					<b>85</b>	

### Capacity building of TRC & SRC members



Centre for Development and Research (CDR)



Page |

## Community Governance

Community ownership and governance is fundamental and non-negotiable. The entire programme is based on total management of the School by the Parents Committee. The MMS is a signatory of the MOU with CDR and SERP. The VO is the hands-on Governor of the school. This programme is purely demand driven. CDR responds to specific demand from the MMS to assist them in establishing the schools. The VO discusses the need to set up a pre-primary school with the community and with the parents in particular. If the community decides to have the school, the VO has the further responsibility to attend to the following and pass 5 Resolutions called – Panchateermanalu.

1. Pass a Resolution to set up the school in the village.
2. Survey the 3 and 4 year old children in the village who are eligible for admission in the school.
3. Find a suitable place for locating the school with at least 300 sq feet space.
4. Identify eligible persons as per prescribed norms who are suitable to work as a teacher.
5. Nominate 5 persons from among the parents of the identified children to be members of the Parents Committee and choose the Chairperson. The President of the VO is an ex-officio member of this Committee.

The VO submits these Resolutions to the MMS with photographs of the identified children and the proposed premises for the school. The MMS team then visits the villages and verifies all particulars submitted by the VOs. After making changes as deemed necessary, the MMS deliberates on the Resolutions sent by the VO and passes its own Resolution of approval. The MMS then forwards this Resolution to CDR for taking subsequent action. CDR and MMS together finalize the selection of the teachers after holding an exam interview.

The VO closely participates in the management of the school.

1. Each member of the Parents Committee takes responsibility for ensuring regular attendance of at least 3 pupils.
2. Parents of two pupils by rotation come and sit in the classroom for at least one hour every day.
3. The elders in the village come to the school twice a week and share their experiences.
4. Parents participate in the exhibition of creative arts held by their children in the school every Saturday.
5. The Teacher submits a Public Report to the parents and the community once every month at the Badi Panduga
6. Parents save Rs.100 every month for their child's education.
7. Members of MMS undertake monthly visits to MNMS/MVMB schools in their mandal.

## **Badi Panduga (Public Reporting)**

Every school teacher submits a public report to the parents and rest of the community on the learning outcomes achieved during preceding month. This event is called Badi Panduga or a Festival of Learning which takes place in the school on the last Saturday of every month. The teacher and her pupils share their learning achieved during the past month with great joy and pride. The teacher and the parents also discuss important matters like pupil attendance and community support.

The Chair Person of the school parents committee pays the salary to the teacher at the Badi Panduga only.

### **Community Governance - Training**



### **Badi Panduga**



## **Monitoring and Support**

The Cluster Coordinators (CCs) and Mandal Coordinators (MCs) shoulder the responsibility of monitoring the schools and provide sustained support to the teachers. Their role is critical in nurturing motivation and commitment of the teacher for achieving a high standard of learning outcomes. There is a CC for every 12 schools and MC for every 45 on an average. Statement of Learning Outcomes achieved by individual pupil that is prepared by teacher every month is used as an effective tool for monitoring and improving the performance of the teacher in every school.

## Creative Activities

More than 60% of the school time in the Pre Primary class is devoted to different kinds of creative activities. Some of these activities are designed to sow the seeds of curiosity and create a thirst for knowing more. There is a nature walk every week that provides an opportunity to observe, wonder and explore a host of nature's gifts. Every teacher is specially trained in enabling the child to seek the best from these activities.

### Creative activities by children



### Nature walk



### Learning through Play



## Mid-day Meal

CDR successfully persuaded the Commissioner Tribal Welfare to provide required funds to serve a mid-day meal for all the 2329 enrolled children of MNMS schools in Adilabad district. Nutritious food was served every day as per a specified menu costing Rs.6.20 per day per child. Mid-day meal shall be served on all the 365 days in a year. The rice, dal and other items for the meal were purchased by the VOs. It was cooked and served by the members of school committee in rotation. The entire fund for the meal was received, managed and accounted for by the MMS. CDR trained members of the MMS in the management of mid-day meal programme.





## Support for CDR

### A. Financial:

Society for Elimination of Rural Poverty (SERP) provided the lion's share of financial support as programme partner during 2011-12. Its generous grant for both the Technical Resource Centre (TRC) and State Resource Centre (SRC) in Hyderabad enabled CDR to carry out useful research studies and prepare hand books for the guidance of Teachers, Coordinators and Community leaders.

During this year the following individual donors have been very kind to donate to CDR for the cause of education and health in the tribal areas. CDR gratefully acknowledges their support.

Sri G.B.K. Choudary – Rs 1,00,000/-

Sri Dr. Jayaram Naidu – Rs 1,00,000/-

### B. Human Resource:

1. Andhra Mahila Sabha under the able leadership of Smt. Lakshmi and her team provided expert guidance in conducting a three day training programme on Training Methodologies for the identified Resource Persons. This has proved to be very effective.
2. Sri RaghuRam, a teacher and also a State Resource Person (SRP) for training of teachers gave a vibrant, demonstration of enacting songs (Abhinaya geyalu). A video recording of this session has since been very popular and useful for all our teachers.
3. CDR is also grateful to Smt. B. Seshu Kumari, Director, State Council of Educational Research and Training (SCERT) and Dr. Upender Reddy of SCERT for organizing Training of Trainers of Class 1 and 2 Teachers in teaching Telugu, English and Mathematics.

**C. Child Education Sponsorship:**

A concentrated effort has been made by CDR and its friends to find sponsors to support 10 years of continuous education of each sponsored child from the tribal community. These children have been admitting in Sri Vidyanarya Aavaasa Vidyalayamu – Sri Sarada Dhamamu, Hyderabad. We could find support for 34 children so far. CDR acknowledges this life changing valuable support with grateful thanks.

The details of the sponsored children from Adilabad district are as below:

S.No.	Name of the child	Boy/Girl	Village	Mandal	Name of the Sponsor
<b>Class 1</b>					
1	Mesram Rukmabai	G	Dhaba - K	Narnoor	Mr. Viswajith Lohakari
2	Mesram Indumathi	G	Dhaba - K	Narnoor	Ms. Nirmala
3	Soyam Heerabai	G	Heerapur	Utnoor	Ms. Nirmala
<b>Class 2</b>					
4	Junuguru Krishnaveni	G	Umri	Utnoor	Mr. M.B.N.V.V. Prasad
5	Kanaka Goutami	G	Kothaguda	Utnoor	Mr. M.B.N.V.V. Prasad
6	Dammaseela	G	Gottipatar	Utnoor	Dr. B. Jayaram Naidu
7	Aada Nagesh	B	Ghanpur	Utnoor	Dr. B. Jayaram Naidu
8	Sidam Anitha	G	Ushegaav	Utnoor	Mr. Y. Sireesh
9	Aathram Sangeetha	G	Nagpur	Utnoor	Mr. Y. Sireesh
10	Sidam Gangadevi	G	Ushegaav	Utnoor	Ms. Uma Choudary
11	Sidam Raju	B	Pavarguda	Sirpur (U)	Ms. Uma Choudary
12	Sidam Radhabai	G	Kommuguda	Sirpur (U)	Mr. C.Rahul – Ujwala
13	Sahasa Soujanya	G	Gottipatar	Utnoor	Mr. C.Rahul – Ujwala
14	Aathram Rajubai	G	Kakarboddi	Sirpur (U)	Mr. E. Ram Mohan Rao
15	Aathram Paggubai	G	Pavarguda	Sirpur (U)	Mr. E. Ram Mohan Rao
<b>Class 3</b>					
16	Aathram Shantha	G	Pangidi	Sirpur(U)	Mr. J.M. BabuRao
17	H. Roja	G	Keslapur	Indervelly	Mr. B.S.Srinivasan
18	Aathram Tirupati	B	Wadgaoun	Indervelly	Mr. M.Srinivasa Rao
19	Aathram Reshan Kumar	B	Ghanpur	Utnoor	Ms. Urimila Pingle
20	Madavi Rajeshwari	G	Kolamguda	Utnoor	Ms. Urimila Pingle
21	Mesram Badrinath	B	Keslapur	Indervelly	Ms. Urimila Pingle
22	Vedama Kameswari	G	Keslapur	Indervelly	Ms. Urimila Pingle
23	M. Vijayalakshmi	G	Keslapur	Indervelly	Ganesh Enterprises
24	Aathram Anasuya	G	Pangidi	Sirpur (U)	Ms. Jayadevi Narahari
25	Kodapa Aswitha	G	Chervuguda	Utnoor	Sai Oral Health Foundation
26	Pendur Maheswari	G	Salewada(V)	Utnoor	Sai Oral Health Foundation
27	Pendur Rameswari	G	Salewada(V)	Utnoor	Sai Oral Health Foundation
28	Sidam Lalitha	G	Kolamguda	Utnoor	Sai Oral Health Foundation

S.No.	Name of the child	Boy/Girl	Village	Mandal	Name of the Sponsor
<b>Class 4</b>					
29	Thodasam Jagadeeswari	G	Heerapur	Indervelly	Ganga Cauveri Seeds Pvt. Ltd.
30	Korenge Satrugan	B	Polluguda	Indervelly	Sai Oral Health Foundation
31	Madavi Lakshmibai	G	Valgonda Heerapur	Indervelly	Sai Oral Health Foundation
32	Kodapa Yaswanta Rao	B	Kohenuro Bujurg	Sirpur (U)	Sai Oral Health Foundation
<b>Class 5</b>					
33	Athram Vijayalakshmi	G	Pangidi	Sirpur(U)	Mr. C.Rahul – Ujwala
<b>Class 8</b>					
34	Aada Jyothilakshmi	G	Boyawada Street	Utnoor	Sai Oral Health Foundation

## **Publications of TRC & SRC of CDR during the year 2011-12**

1. Aaduthu Paaduthu Chaduvukundaam – Baalabadi Vaachakamu 2012-13 (Text Book for Pre Primary School)
2. Cluster Coordinatarla Karadeepika (Hand guide for Cluster Coordinators)
3. Uthsahamga Ullaasamga – Teacher’s Training Manual for Pre Primary Class
4. Uthsahamga Ullaasamga – Teacher’s Training Manual for Class 1
5. Uthsahamga Ullaasamga – Teacher’s Training Manual for Class 2.
6. ‘Girijana Bhaashalalo Sampradaaya Kathalu, Paatalu, Samethalu’ for Adilabad district.

### 2011-12 CDR Team

District	Name	Designation
Adilabad	Ch. Srinivas	Coordinator, TRC, Utnur
	D. Gangaram	Member, TRC
	M. Manohar	Member, TRC
	K. Mahipal Reddy	Member, TRC, i/c MC, Jainoor
	H. Suryakanth	MC, Indervelly
	K. Purushotham	CC Keslapur
	Ch. Deepak	CC, Indervelly
	K. Sathyavathi	CC, Dhodanda
	D.K. Shivaji	CC, Devapur
	T. Raju	CC, Jainoor
	J. Sravan	CC, Jamgam
	Athram Sudarshan	CC, Bhoosimetta
	T. Priyadarshani	CC, Babejhari
	M. Ambaji	CC, Dhabha K
	K. Anil Kumar	CC, Sirpur (U)
	P. Sridevi	CC, Lingapur
Adilabad	T. Vanitha	CC, Pangidi
	B. Dinesh	CC, Kanchanpalli
	J. Varalakshmi	CC, Danthanpalli
	P. Sireesh	CC, Narsapur
	V. Manjula	CC, Utnur
	K. Deepa	CC, Pulimadugu
	S. Sujatha	CC, Beersaipet
Warangal	G. Mahender	District Resource Person
	L. Ramesh	District Resource Person
	B. Ravinder	CC, Kothaguda
	G. Sai Prakash	CC, Gudur
	K. Ekantham	CC, Gudur
	B. Saritha	CC, Mangapeta
	Radha	CC, Tadvai
Mahaboobnagar	S.Saidaiah	District Resource Person
	K. Lingaswamy	Academic Coordinator
	J. Mahalakshmi	Achampeta
	Padma. A	Amrabad
	M. Bhagavanthu	Balmoor
	M. Jyothi	Lingal
East Godavari	G. Nagabhushana Rao	District Resource Person
	K. Somalamma	CC, Rampachodavaram
	B. Vishwanatham	CC, Y. Ramavaram
	K. RajaReddy	CC, Maredumilli
	Akkamma	CC, Gangavaram
SRC, Hyderabad	K. Surekha	Coordinator, SRC
	K. Sumathi	Accounts & Admin Incharge

## Board of Governors

**Dr.Urimila Pingle, Chairperson:** Dr.Urimila Pingle is the chairperson of CDR from its inception in 1983. She has a medical degree as well as a Ph.D in statistics from the Indian Statistical Institute, Calcutta under the guidance of the renowned Professor C.R.Rao. Dr.Pingle has a unique set of interests in being both a medical doctor and anthropologist with a discipline in statistics. She has worked extensively on nutrition, dietary habits and health of tribals of Central India. She has collaborated with the noted anthropologist, late Professor C von-Furer Haimendorf in publishing a multidisciplinary study on Gonds of the Godavari valley. Dr.Pingle has been closely involved in community afforestation projects and in facilitating the development of livelihood options for the forest dependent populations. She has been nominated to the National Tiger Conservation Authority (NTCA) under the Ministry of Environment and Forests which has been constituted to help save the Tigers in India in 17 States of India.

**Mr. Vittal Rao:** A Gond by birth, Mr. Vittal Rao completed his B.Tech and decided to join the voluntary sector. One of the very few who chose to do so. Mr. Vittal Rao works with DHAN Foundation. He has vast experience in organizing and training the women Self Help Groups and is widely respected for his long years of work with the poor.

**Dr.N.Ramesh Kumar,I.A.S.:** Dr N Ramesh Kumar has a distinguished record of service in the Government of Andhra Pradesh. He is a Ph.D. in Economics and has long been associated with Rishi Valley School. Currently, Dr. Ramesh Kumar is working as Principal Secretary to Governor of Andhra Pradesh.

**Mr.K.Vidyasagar Babu:** Mr Vidyasagar Rao is a self made person. He is a well known Chartered Accountant and his advice and services are sought by Government agencies, Public and Private concerns alike. Mr. Vidyasagar Rao has long association with the Ramkrishna Mission and generously donates his time for public good.

**Mr. Pankaj Jain:** Mr Pankaj Jain taught in the prestigious institute for rural management, IRMA. Later he established Gyan Shala, a not-for-profit organization in Ahmedabad. Mr. Pankaj Jain is doing path breaking work in providing quality primary education to the children of the deprived sections in the states of Gujarat and Bihar.

**Mrs.V.Rama Devi, Secretary:** A post graduate in public administration, Mrs Rama Devi has a wide ranging experience in handling the development processes with the Gond women in Adilabad district. She initiated and nurtured the first tribal women Self Help Groups in 42 tribal villages in 1983. Mrs. Rama Devi is closely involved with the implementation of the MNMS Project.

**Mr. V.M.Manohar Prasad, Director:** Mr. Manohar Prasad worked in different capacities in the Government of Andhra Pradesh before taking voluntary retirement from the I.A.S. His work as Collector in Nalgonda district with the bonded labour has set a bench mark. Mr. Manohar Prasad received the prestigious Vriksha Mitra award from Government of India for his pioneering people's

plantation work with the tribal communities in East Godavari district. Mr. Manohar Prasad is instrumental in establishing CDR in 1983. He and his wife Rama Devi spent much of their time with the tribal communities in Adilabad district.



**BASHA & NARASIMHAN**  
CHARTERED ACCOUNTANTS

B.O. : "Sree Ramamurthy Nilayam"  
H.No. 6-3-609/79, Opp. Anand Nagar  
Colony Community Hall,  
Anand Nagar Colony,  
Khairatabad, Hyderabad - 500 004  
Phone : 23302008, 66364227  
E-mail : bnca@rediffmail.com

**FORM NO. 10B**

[See rule 17B]

**Audit Report under section 12A(b) of the Income -tax act,1961**

We have examined the balance sheet of **CENTRE FOR DEVELOPMENT AND RESEARCH(C.D.R)**, as at 31<sup>st</sup> March 2012 and the Income and Expenditure account for the period ended on that date which are in agreement with the books of accounts maintained by the said Institution.

We have obtained all the information and explanations which to the best of our knowledge and belief were necessary for the purpose of the audit. In our opinion, proper books of accounts have been kept by the society so far as appears from our examination of the books.

In our opinion and to the best of our information, and according to information given to us, the said accounts read along with the notes and accounting policies forming part of the accounts, give a true and fair view -

- i) in the case of Balance sheet, of the state of affairs of the above named society as at 31<sup>st</sup> March, 2012, and
- ii) in the case of the Income and Expenditure account, of the excess of Income over Expenditure for the period ended with 31<sup>st</sup> March 2012.

The Prescribed particulars are annexed here to.


for **BASHA & NARASIMHAN**  
CHARTERED ACCOUNTANTS  
  
PARTNER

Place : Hyderabad  
Date : 26<sup>th</sup> July 2012



<b>CENTRE FOR DEVELOPMENT AND RESEARCH (CDR)</b> H.No.1-69, Madhuvan Enclave, Road No.4, Habsiguda, Hyderabad - 500 007.			
<b>Balance Sheet as on 31st March 2012</b>			
<b>LIABILITIES</b>	<b>Amount (₹)</b>	<b>ASSETS</b>	<b>Amount (₹)</b>
<b>CORPUS FUND :</b>		<b>FIXED ASSETS :</b>	
Opening Balance	4,012,178	Computer	45,649
Add : Capital Fund ( Acquisition of Assets)	97,572	Less : Depreciation	27,389
Add : Excess of Income over expenditure	982,432	Furniture & Fixtures	154,544
<b>ADVANCE :</b>		Less: Depreciation	47,219
Sri.V.M.Manohar Prasad		Office Equipment	314,796
		Less: Depreciation	23,182
		Vehicles	844,111
		Less: Depreciation	126,617
		Tax Deducted at Source for the year 2009-10 for the year 2010-11 for the year 2011-12	130,604 639,852 220,585
<b>Outstanding Expenditure</b>		Rental Deposit	25,000
Honorarium to Project Director	50,000	<b>CLOSING BALANCES :</b>	
Staff Salaries	70,735	Cash in hand	4,250
		S.B.H ( FCRA) A/c No.62114720622	
		S.B.H. (SERP) A/c No.62095335395	620,613
		S.B.H. (SRC) A/c No. 62176857984	400,644
		S.B.H. (Society) A/c No.52198038204	2,109,040
		<b>TOTAL</b>	<b>5,285,281</b>

as per our report of even date  
**SOT BASHA & NARASIMHAN**  
**CHARTERED ACCOUNTANTS**  
 Hyderabad  
 PARTNER

  
**(V.M. MANOHAR PRASAD)**  
 DIRECTOR  
 for CENTRE FOR DEVELOPMENT AND RESEARCH (C.D.R.)

<b>CENTRE FOR DEVELOPMENT AND RESEARCH (CDR)</b> H.No.1-69, Madhuvan Enclave, Road No.4, Habsguda, Hyderabad -500 007.					
<b>Income &amp; Expenditure account for the Financial Year 2011-12</b>					
<b>EXPENDITURE</b>	<b>Amount (₹)</b>	<b>Amount (₹)</b>	<b>INCOME</b>	<b>Amount (₹)</b>	<b>Amount (₹)</b>
<b>TO SERP -PROJECT EXPENDITURE :</b>			<b>BY OTHER RECEIPTS :</b>		
Honorarium to Project Director	600,000		Interest on Society S.B Account	55,186	
Honorarium to Project Administrator	100,000		Interest on SERP S.B Account	23,663	
Salaries and Wages to PMU & TRC Staff	917,250		Interest on Fixed Deposit	9,493	
Bank Charges	2,879		Training Fee	3,521,410	3,609,752
Electricity Charges	23,410				
Postage & Courier Charges	807		<b>BY DONATIONS :</b>		
Telephone Expenses	20,756		General Donation	200,000	
Vehicle Hire Charges	66,000				
Teacher Training Expenses	981,746	2,712,848			200,000
			<b>BY PROJECT FUND</b>		
<b>TO STATE RESOURCE CENTRE :</b>			SERP - Education		2,686,000
Advertisement Charges	36,200		Unspent Balance 2010-11	1,870,351	
Staff Salaries	840,081		SERP - SRC	594,250	
Office Expenditure	216,082		Less :	2,464,601	
Office Rent	97,500		Capital Fund	97,572	
Training Cost	1,498,925	2,688,788			2,367,029

<b>CENTRE FOR DEVELOPMENT AND RESEARCH (CDR)</b> H.No.1-69, Madhuvan Enclave, Road No.4, Habsiguda, Hyderabad -500 007.					
<b>Income &amp; Expenditure account for the Financial Year 2011-12</b>					
<b>EXPENDITURE</b>	<b>Amount (₹)</b>	<b>Amount (₹)</b>	<b>INCOME</b>	<b>Amount (₹)</b>	<b>Amount (₹)</b>
<b>TO CDR - EXPENDITURE :</b>					
Honorarium to Director	600,000				
Postage & Couriers	1,284				
Office Maintenance	100,207				
Staff Welfare	33,523				
Travelling & Conveyance	644,587				
Training & Workshops	874,705			2,254,306	
To Depreciation				224,407	
To Excess of Income over Expenditure				982,432	
<b>TOTAL</b>		<b>8,862,781</b>	<b>TOTAL</b>	<b>8,862,781</b>	<b>8,862,781</b>

as per our report of even date

for BASHA & NARASIMHAN  
CHARTERED ACCOUNTANTS



for CENTRE FOR DEVELOPMENT AND RESEARCH (C.D.R)

*(Signature)*  
(V.M. MANOHAR PRASAD)  
DIRECTOR

<b>CENTRE FOR DEVELOPMENT AND RESEARCH (CDR)</b> H.No.1-69, Madhuvan Enclave, Road No.4, Habsiguda, Hyderabad -500 007.					
<b>Receipts &amp; Payments account for the period from 01.04.2011 to 31.03.2012</b>					
<b>RECEIPTS</b>	<b>Amount (₹.)</b>	<b>Amount (₹.)</b>	<b>PAYMENTS</b>	<b>Amount (₹.)</b>	<b>Amount (₹.)</b>
<b>TO OPENING BALANCES :</b>					
Cash in hand	20,689		BY CAPITAL EXPENDITURE :		97,572
S.B.H ( FCRA) A/c No.62114720622			Office Equipments	97,572	
S.B.H. (SERP) A/c No.62099333395	285,989		<b>BY SERP -PROJECT EXPENDITURE :</b>		
S.B.H. (SRC) A/c No. 62176857984	2,303,160		Honorarium to Project Director	550,000	
S.B.H. (Society) A/c No.52198038204	1,550,738	4,160,576	Honorarium to Project Administrator	100,000	
			Salaries and Wages to PMU & TRC Staff	917,250	
			Bank Charges	2,879	
<b>TO OTHER RECEIPTS :</b>			Electricity Charges	23,410	
Interest on Society S.B Account	55,186		Postage & Courier Charges	807	
Interest on SERP S.B Account	23,663		Telephone Expenses	20,756	
Interest on Fixed Deposit	9,493		Vehicle Hire Charges	66,000	
Training Fee	3,521,410	3,609,752	Teacher Training Expenses	981,746	2,662,848
			<b>By STATE RESOURCE CENTRE :</b>		
<b>TO DONATIONS :</b>			Advertisement Charges	36,200	
General Donation	200,000	200,000	Staff Salaries	769,346	
			Office Expenditure	216,082	
<b>TO PROJECT FUND</b>			Office Rent	83,500	
SERP - Education	2,524,840		Training Cost	1,498,925	
SERP - SRC	534,825	3,059,665	<b>By Rental Deposit</b>		25,000
					2,604,053
					25,000



